

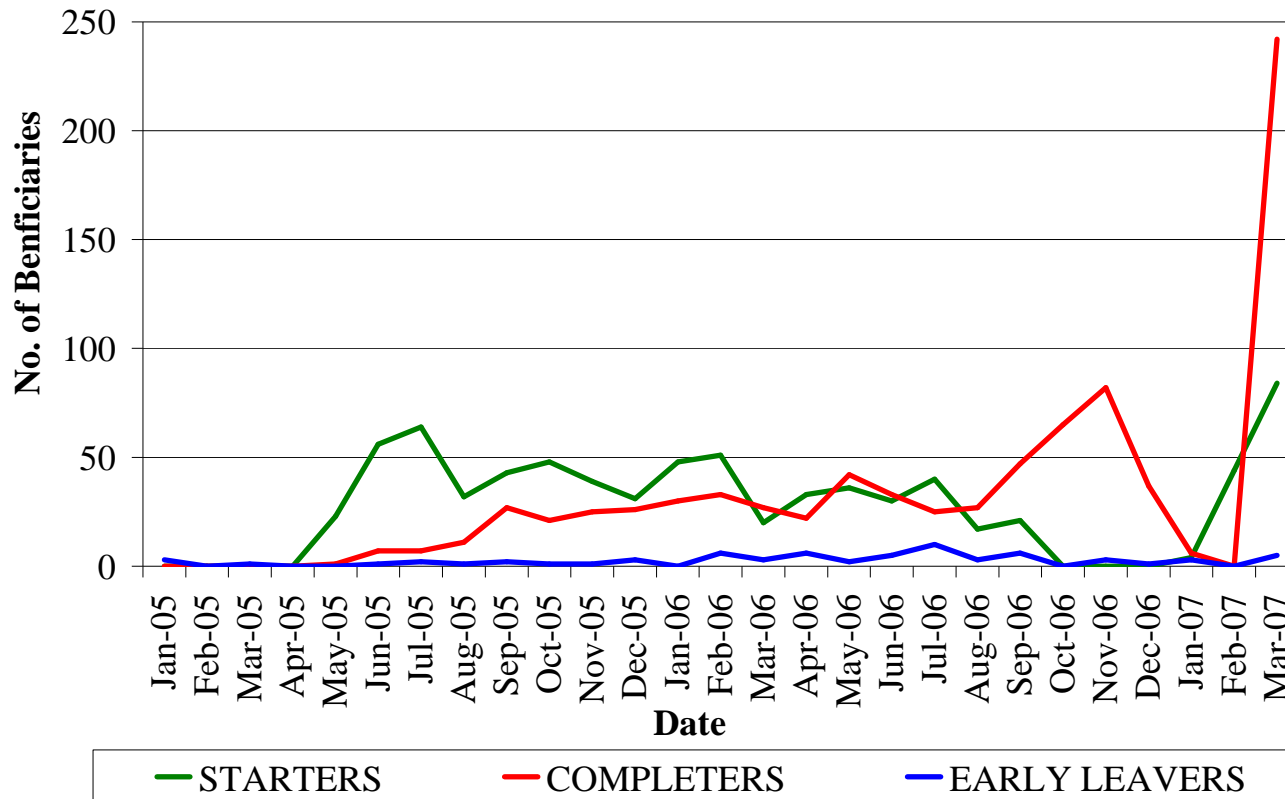


PROJECT SUMMARY

# CHANNINGS WOOD

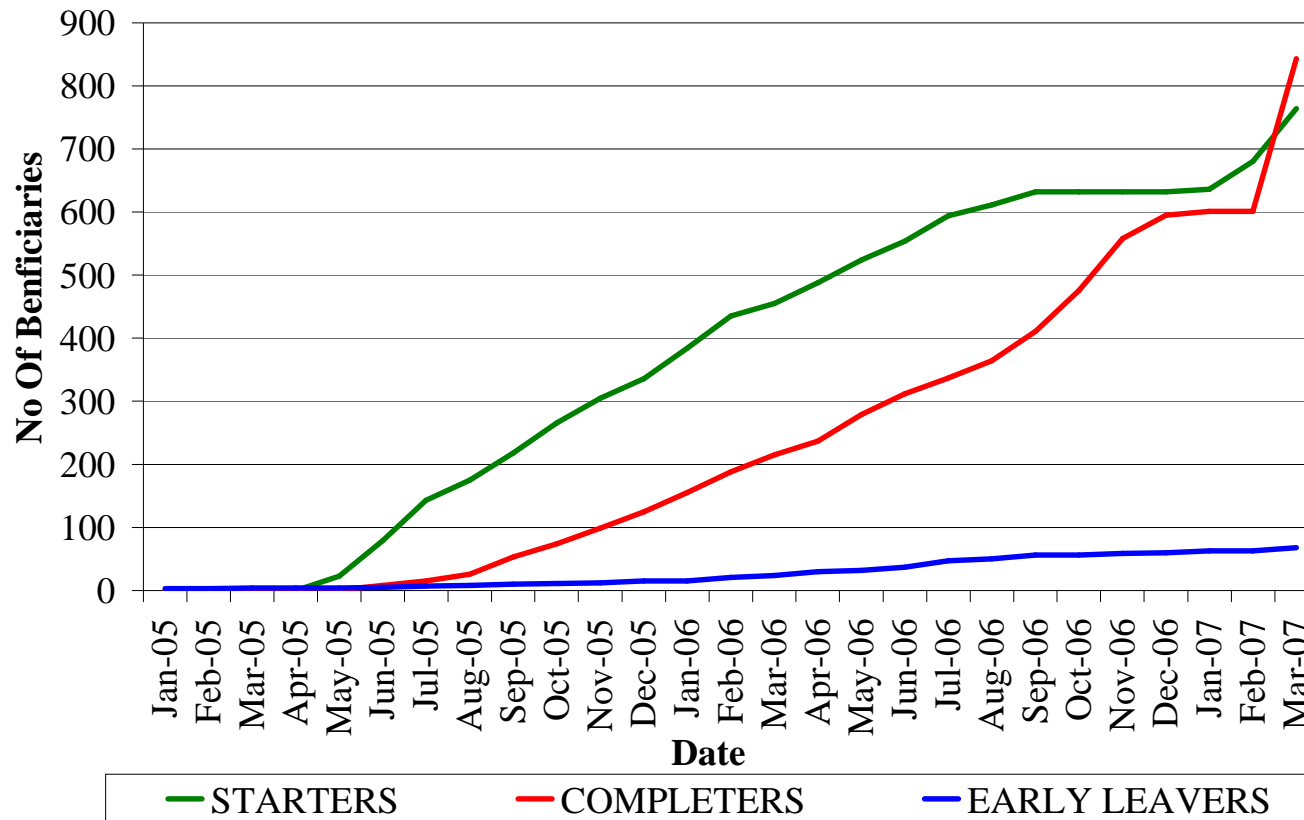
M. Musiol  
K. Wood, A. Bennett

Starters, Completers and Early Leavers Per Month



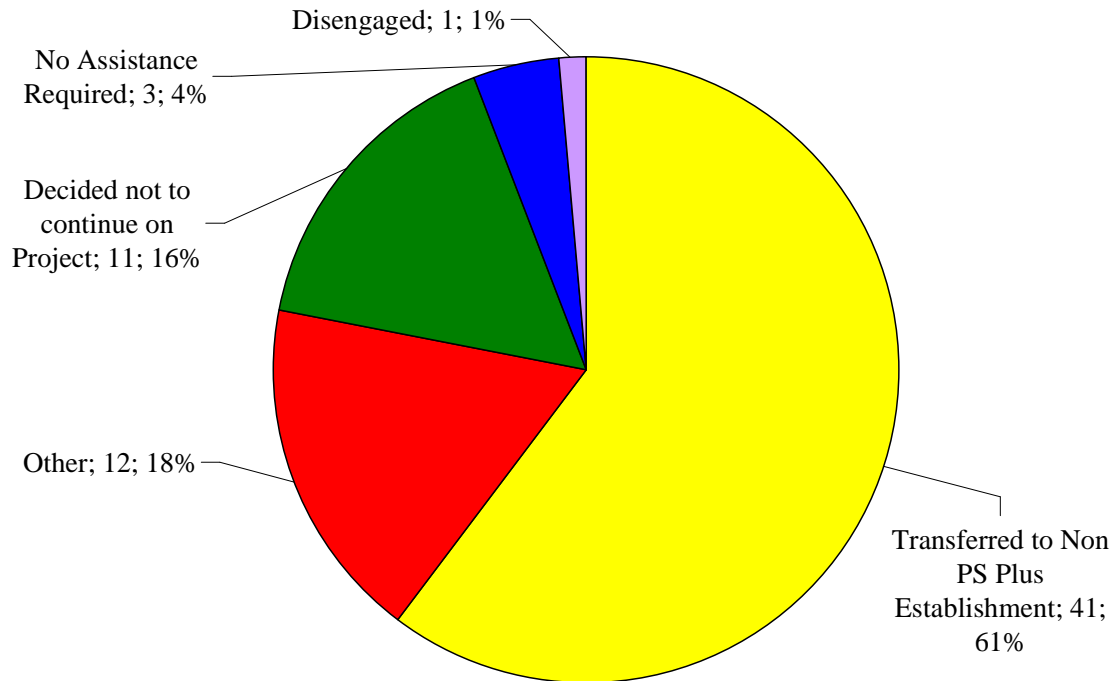
- Most months, Channings Wood started between 30 and 60 beneficiaries on the PS Plus 2 project.
- Less than 10 beneficiaries were early leavers per month. The number of completers dramatically rose in the last few months of 2006 and March 2007, before the project was extended.

Cumulative Starters, Completers and Early Leavers



- Nearly 800 beneficiaries were started on PS Plus 2 in Channings Wood.
- Approximately 911 beneficiaries finished in Channings Wood – 843 completed the project and 68 left the project early.

Reasons for Early Leavers



Other reasons given for beneficiaries leaving the project early:

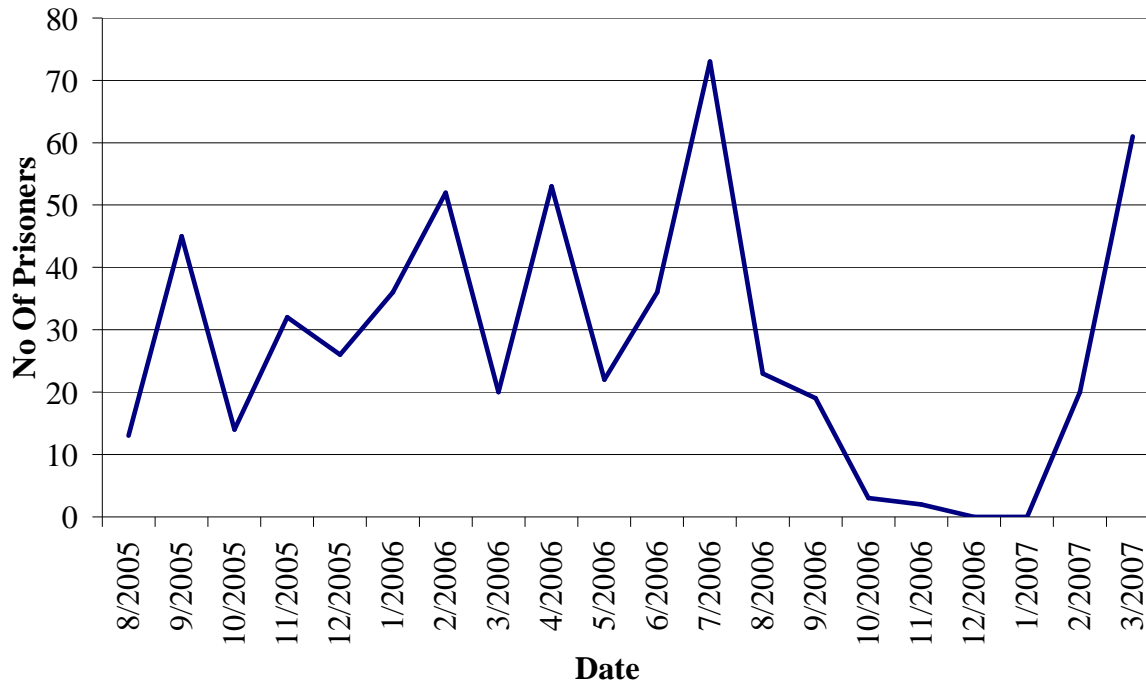
Reason for leaving	No. of beneficiaries
Not eligible	3
No ETE needs	2
High risk to staff	2
Unknown	2
Being deported	1
Not looking for work on release due to age	1
Released immediately	1
<b>TOTAL</b>	<b>12</b>

- Of the 68 beneficiaries who left the project early, 61% (41) transferred to a Non-PS Plus establishment.
- 16% (11) of the early leavers decided not to continue on the project.
- 2 of the beneficiaries who left early did so because of their risk level.

Non-Starters Per Month



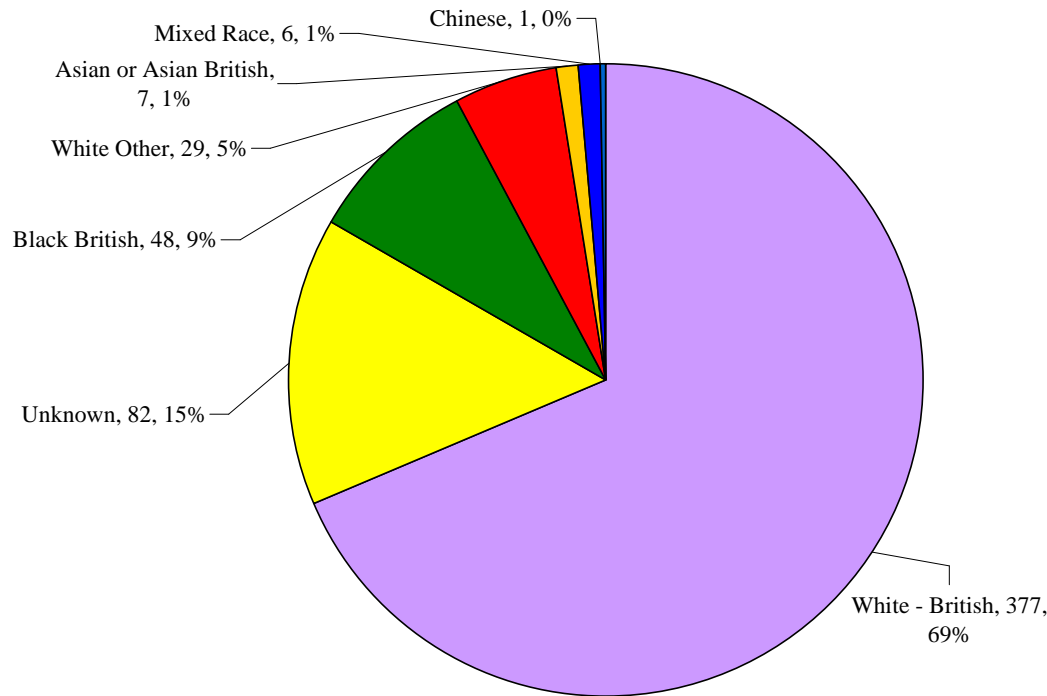
Reasons for prisoner not being started:



Reason	No. of Beneficiaries
Does not wish to be considered for PS Plus at this time	200
Does not require PS Plus services at this time	183
Does not meet required eligibility criteria (age / release date / cannot work in UK etc)	85
Does not require PS Plus Services at this time due to detoxing etc.	25
Transferred to non PS Plus establishment	23
Level of risk of harm	13
Transferred before assessment entered	13
Other	8

- Most months, over 20 prisoners were seen and deemed unsuitable for the project.
- In total, 550 prisoners were not started on the PS Plus 2 project in Channings Wood.
- 200 of the prisoners not started in Channings Wood did not wish to be considered for the project and 183 did not require PS Plus services.

Ethnic Breakdown of prisoners not started



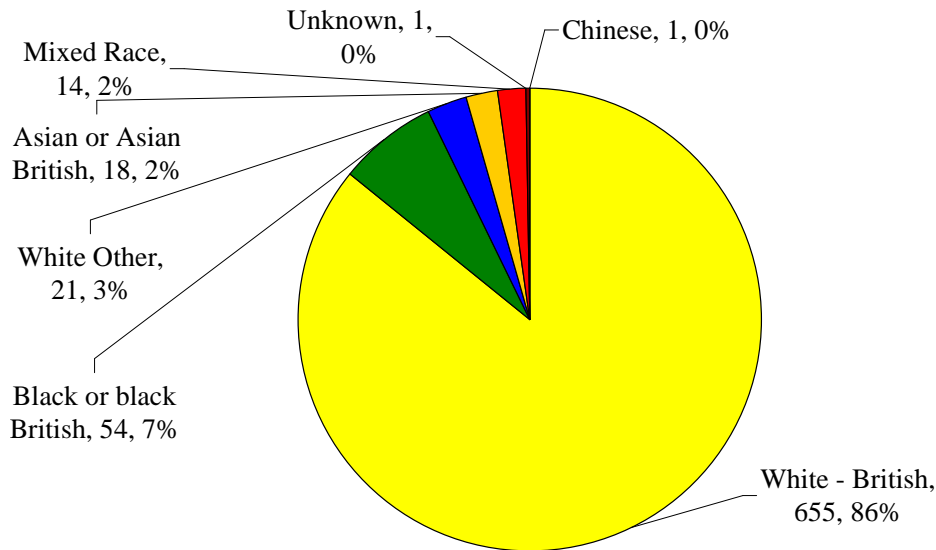
Nationality of Prisoners Not Started

Nationality	No. of beneficiaries
United Kingdom	441
Unknown	62
Other	19
Jamaica	11
Nigeria	6
Irish Republic	5
Italy	4
Georgia	2
<b>TOTAL</b>	<b>550</b>

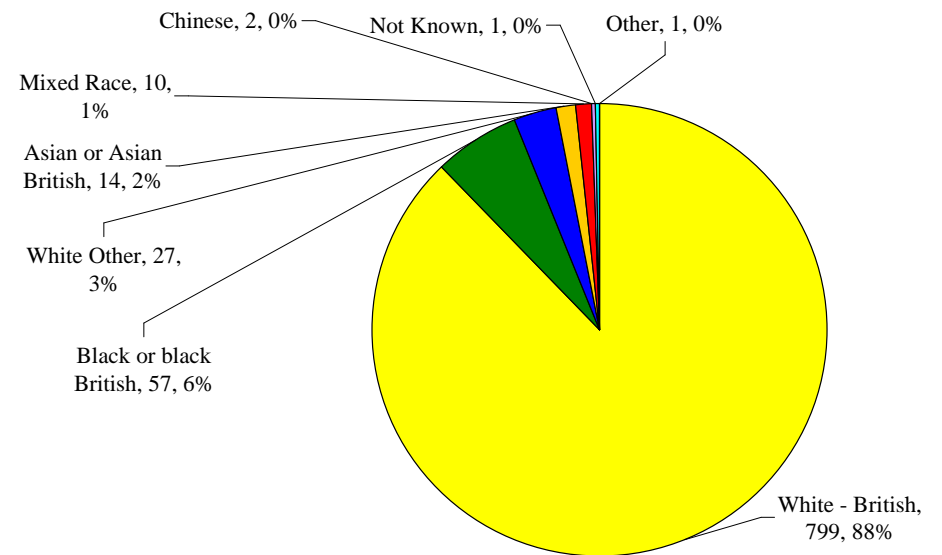
- The majority of the prisoners not started on the PS Plus project were White-British (69%) and from United Kingdom (80%).
- The ethnic origin for 15% and the nationality of 11% of the prisoners not started was unknown.
- Ethnic minorities account for 16% (91 prisoners) of the prisoners not started.

Beneficiaries Started On PS Plus

Ethnic Breakdown of Beneficiaries in Channings Wood



Started in Channings Wood



Finished in Channings Wood

- 86% (655) of the beneficiaries started and 88% (799) of the beneficiaries who finished in Channings Wood were White-British.
- 14% (108) of the beneficiaries started and 12% (110) of the beneficiaries who finished in Channings Wood were from ethnic minorities.

Nationality Breakdown of Beneficiaries in Channings Wood

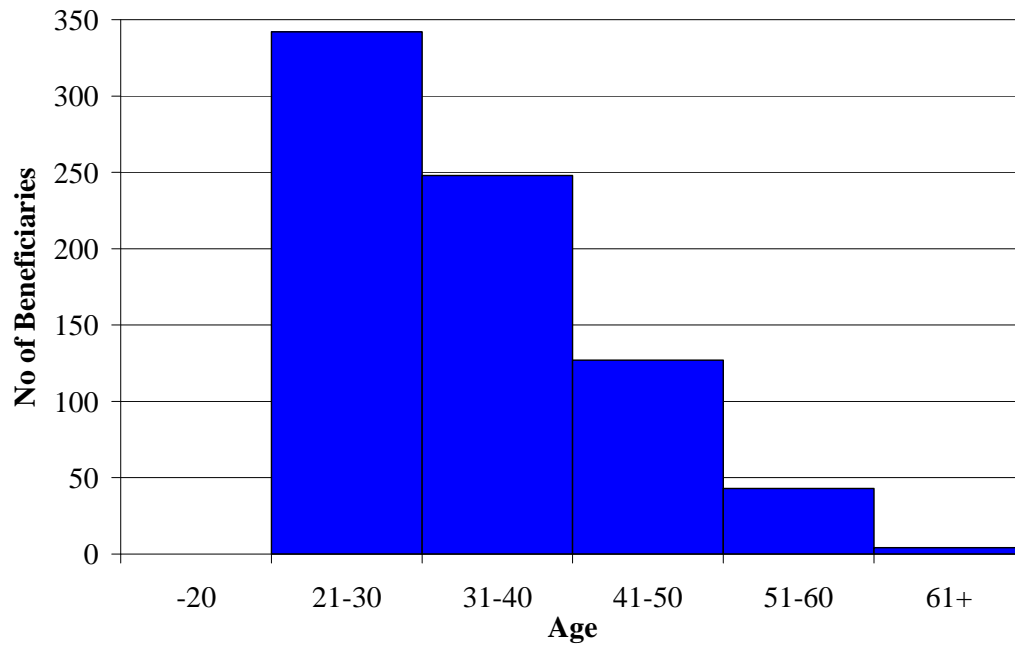
Starting in Channings Wood	
Nationality	No. of beneficiaries
United Kingdom	663
Britain	36
Unknown	25
Jamaica	12
Irish Republic	4
England	4
Iran	2
Pakistan	2
Other	16
<b>TOTAL</b>	<b>764</b>

Finishing in Channings Wood	
Nationality	No. of beneficiaries
United Kingdom	798
Britain	41
Unknown	35
Jamaica	9
England	4
Iran	2
Irish Republic	2
Pakistani	2
Scotland	2
Other	16
<b>TOTAL</b>	<b>911</b>

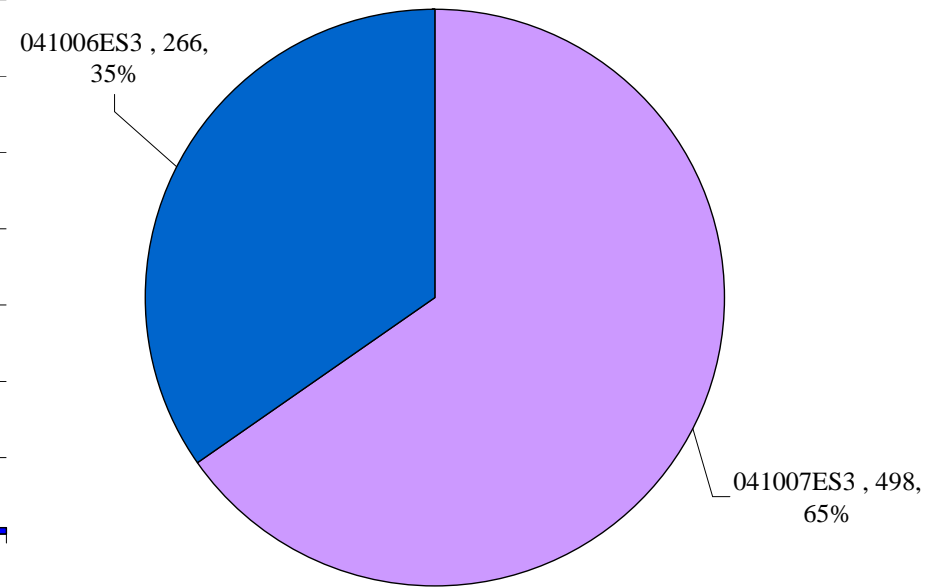
- 92% (703) of the beneficiaries started in Channings Wood stated that their Nationality is United Kingdom, British or English.
- 93% (843) of the beneficiaries who finished in Channings Wood stated that their Nationality is United Kingdom, British or English.
- The nationalities of 25 of the beneficiaries who started in Channings Wood and 35 of the beneficiaries who finished in Channings Wood are unknown.



Age and Dossier Number of Beneficiaries on Starting PS Plus 2



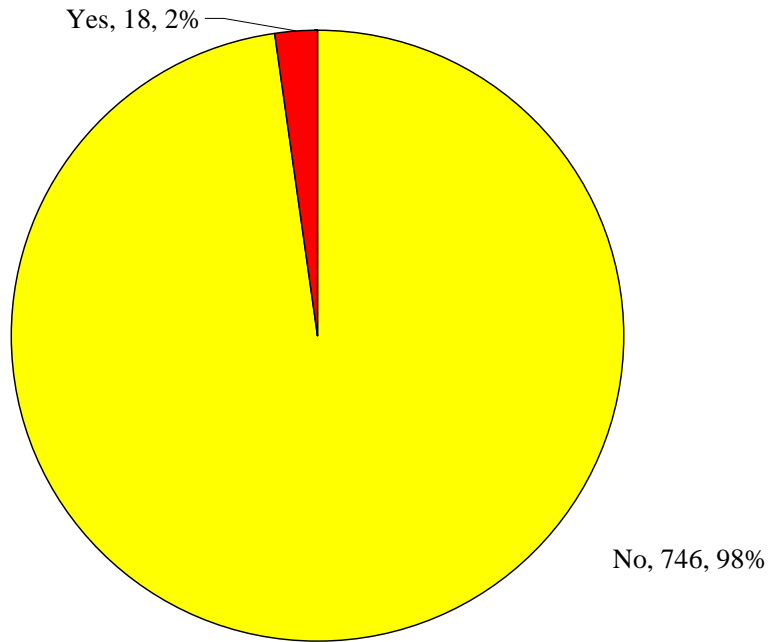
Age Breakdown



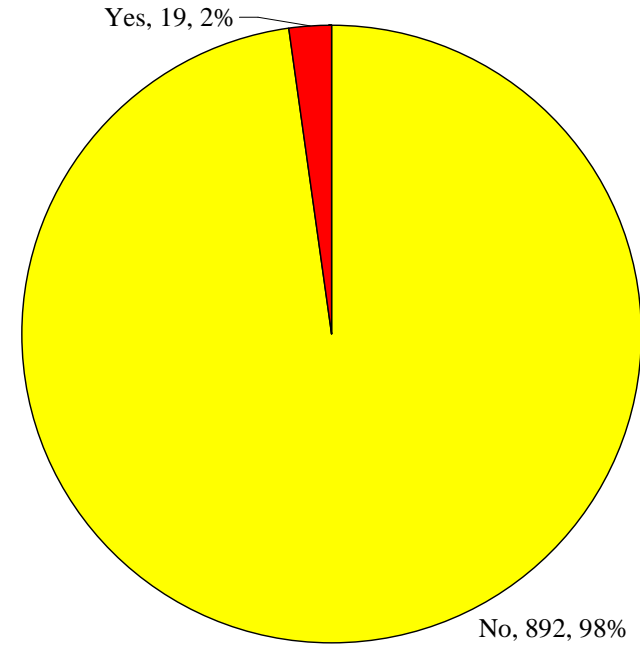
Dossier Number Breakdown

- The average (mean) age of the beneficiaries started in Channings Wood is 33 years and 7 months. The average (mode) age group is 21 – 30 years old.
- 65% (498) of the beneficiaries are in the ESF Group 041007ES3 (male beneficiaries aged 28 and over).

Disabled Beneficiaries



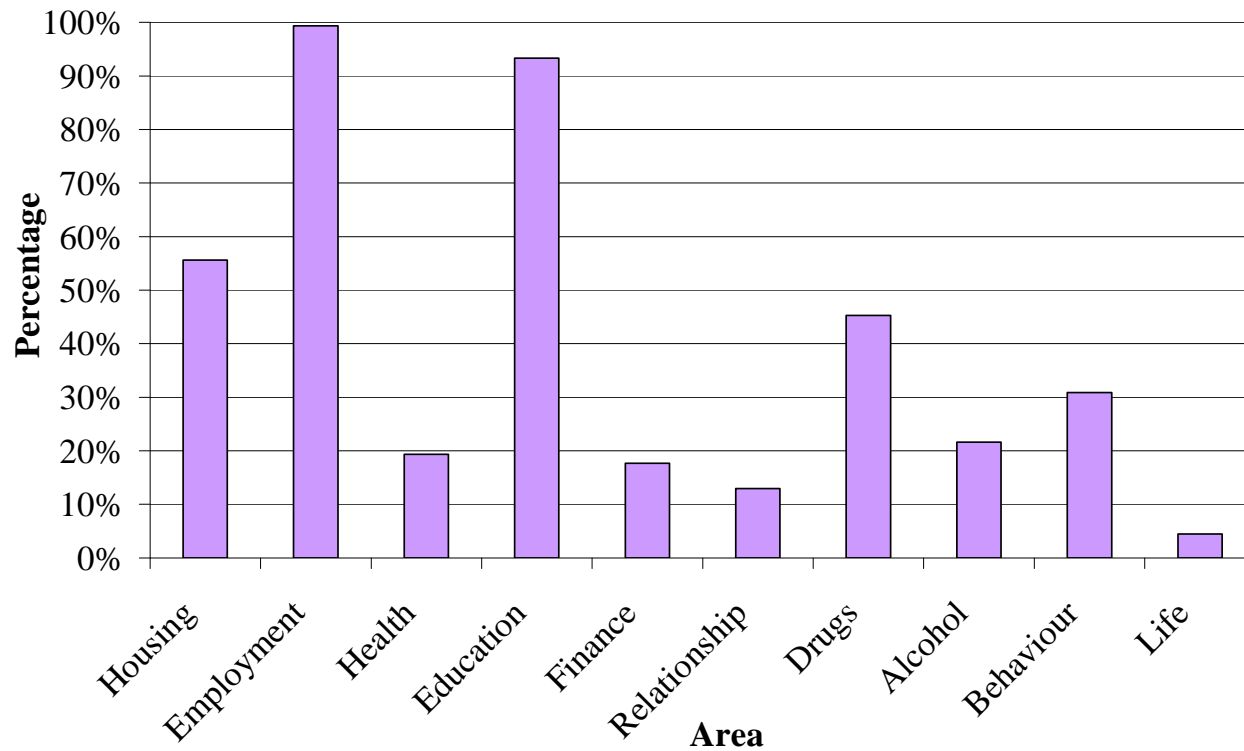
Beneficiaries Starting in Channings Wood



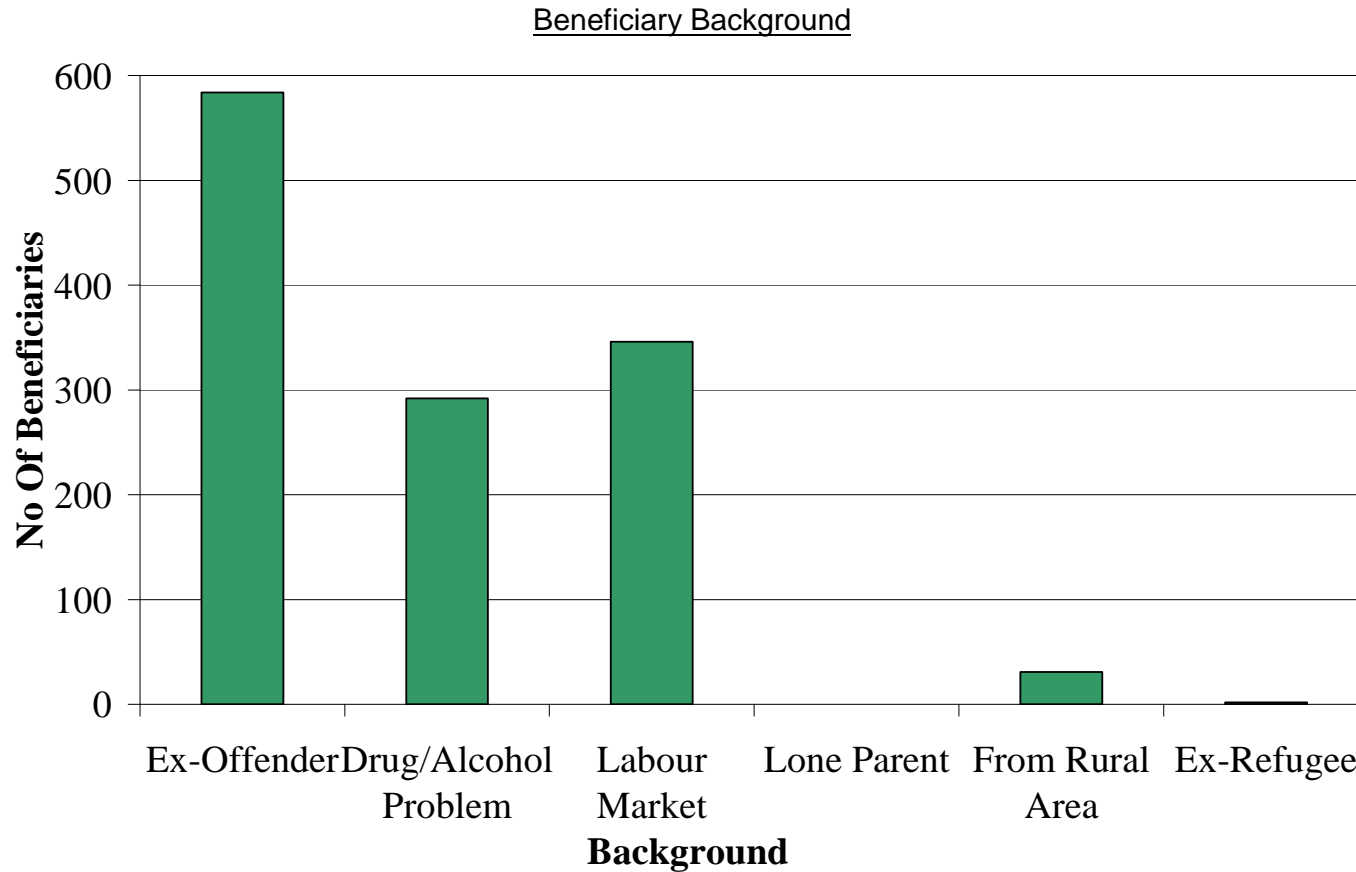
Beneficiaries Finishing in Channings Wood

- 2% (18) of the beneficiaries who started in Channings Wood were classified as being disabled.
- 2% (19) of the beneficiaries who finished in Channings Wood were classified as being disabled

Needs of the Beneficiaries Started in Channings Wood



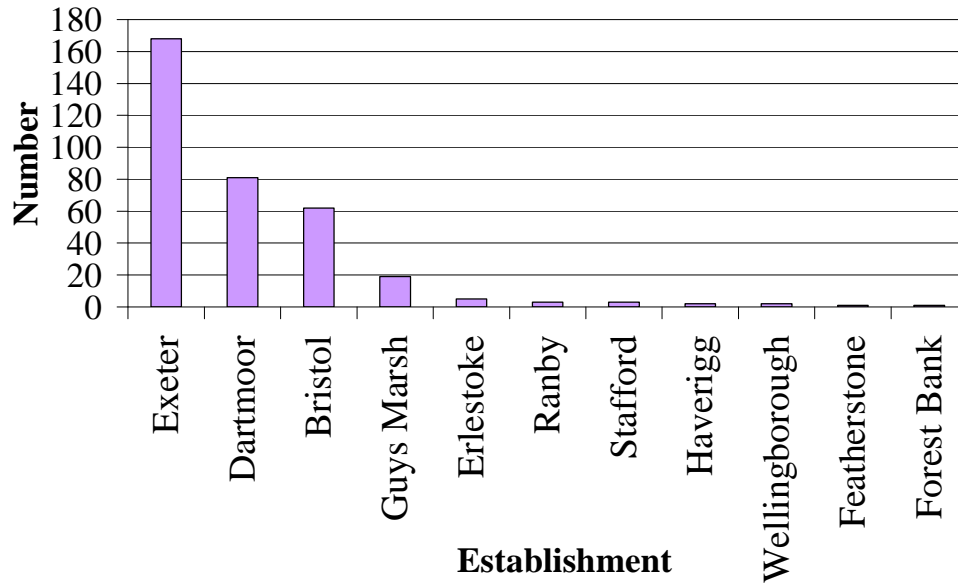
- Nearly all of the beneficiaries who started in Channings Wood needed help with employment, and over 90% needed help with education.
- Over 50% of the beneficiaries who started in Channings Wood needed help with housing.
- Over 40% of the beneficiaries who started in Channings Wood needed help with drugs issues.



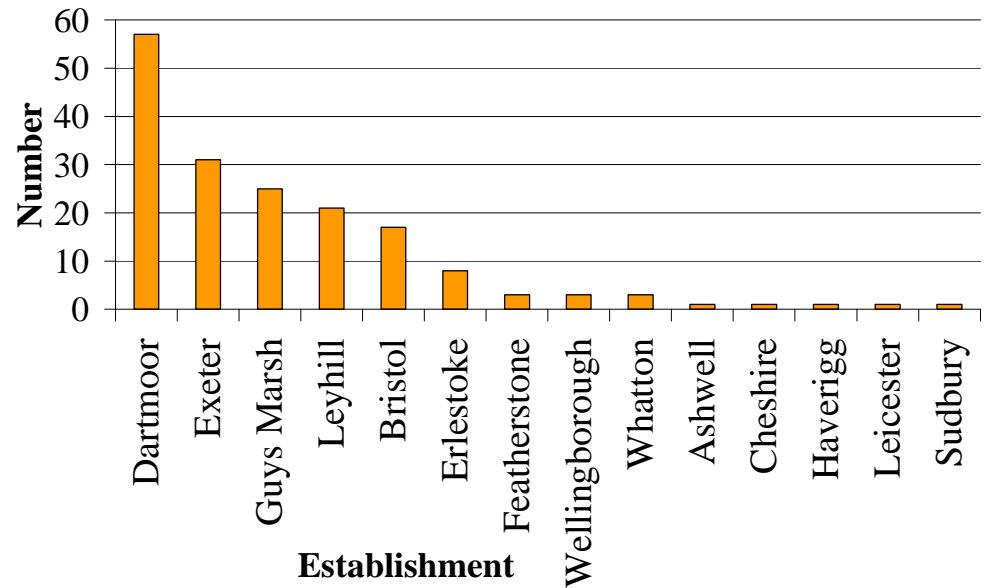
- Nearly 600 of the beneficiaries who started in Channings Wood were ex-offenders.
- Over 300 of the beneficiaries who started in Channings Wood were on the labour market.

Transfers from other PS Plus Establishments

Transfers into Channings Wood

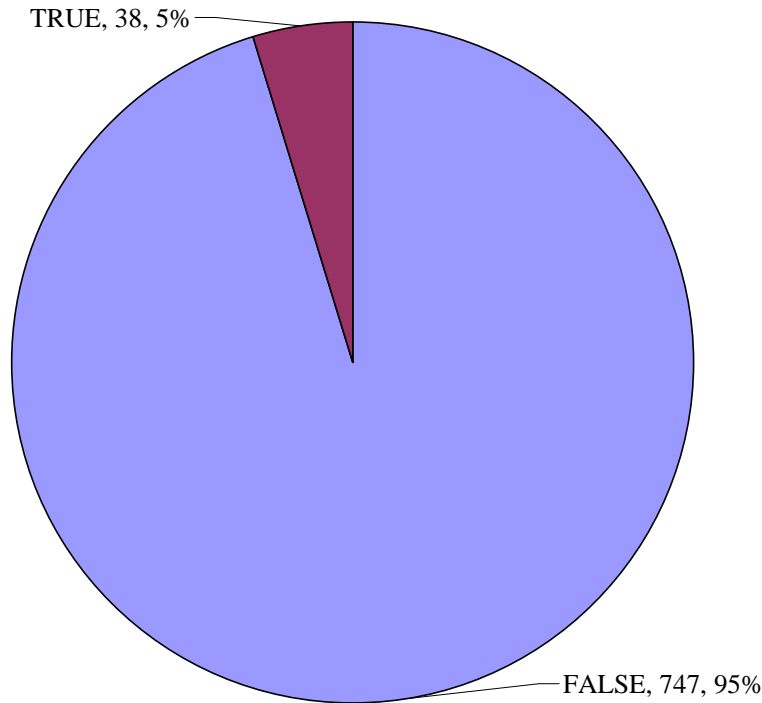


Transfers from Channings Wood

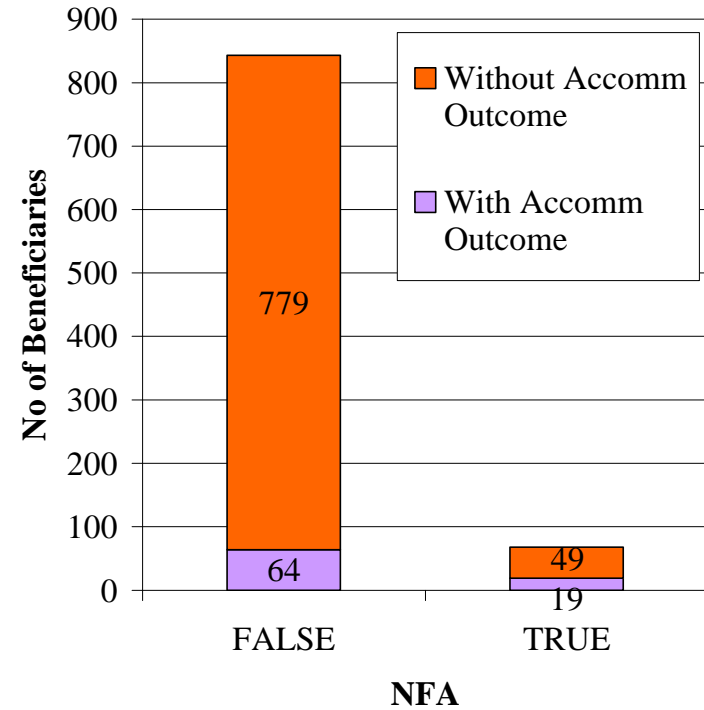


- 347 beneficiaries have transferred into Channings Wood – 90% transferred to Channings Wood from Exeter, Dartmoor or Bristol.
- 173 beneficiaries have transferred from Channings Wood – 87% transferred from Channings Wood to Dartmoor, Exeter, Guys Marsh, Leyhill or Bristol.

Beneficiaries that have No Fixed Abode

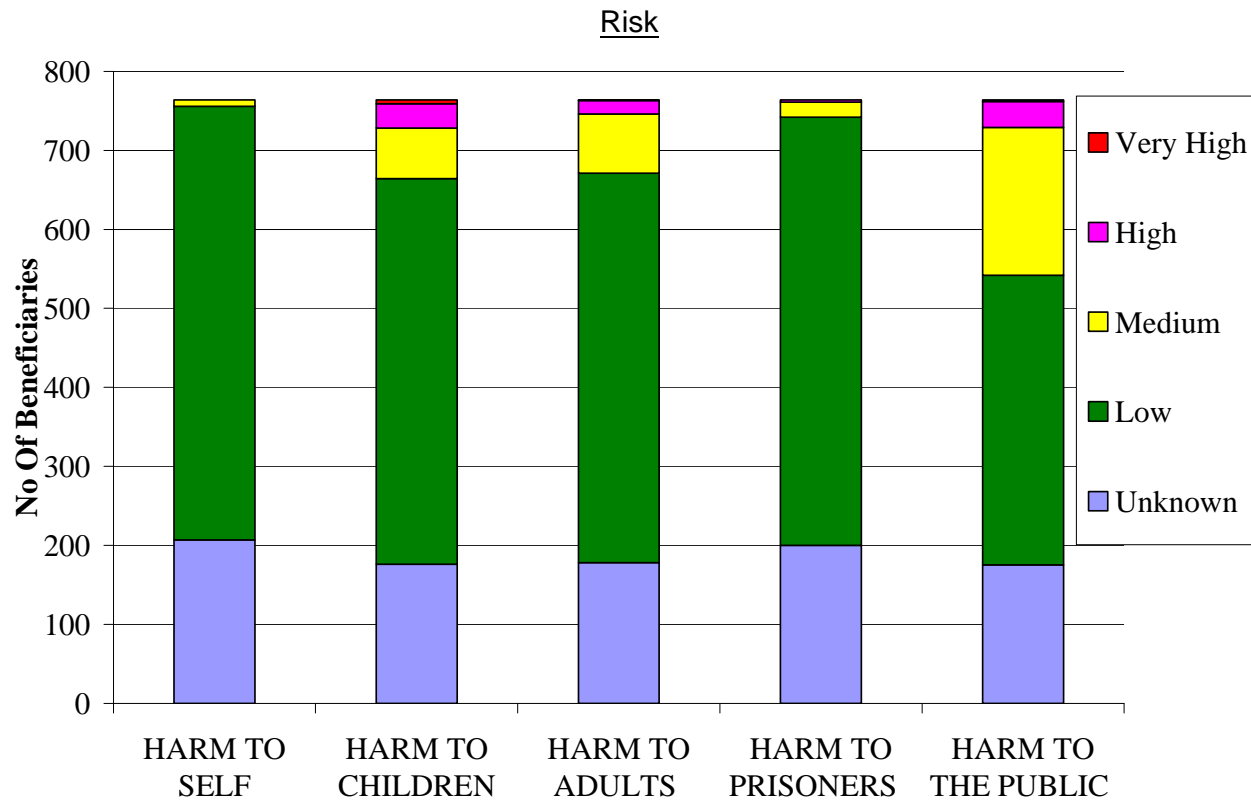


Beneficiaries Starting in Channings Wood



Beneficiaries Finishing in Channings Wood

- 5% (38) of the beneficiaries started in Channings Wood, were classed as having no fixed abode on starting the project.
- 68 beneficiaries were classed as having no fixed abode on finishing the project; of these, 19 had an accommodation outcome secured.



- For almost 200 beneficiaries, the level of risk of harm is unknown.
- Where risk is known, the majority of the beneficiaries are low risk prisoners.

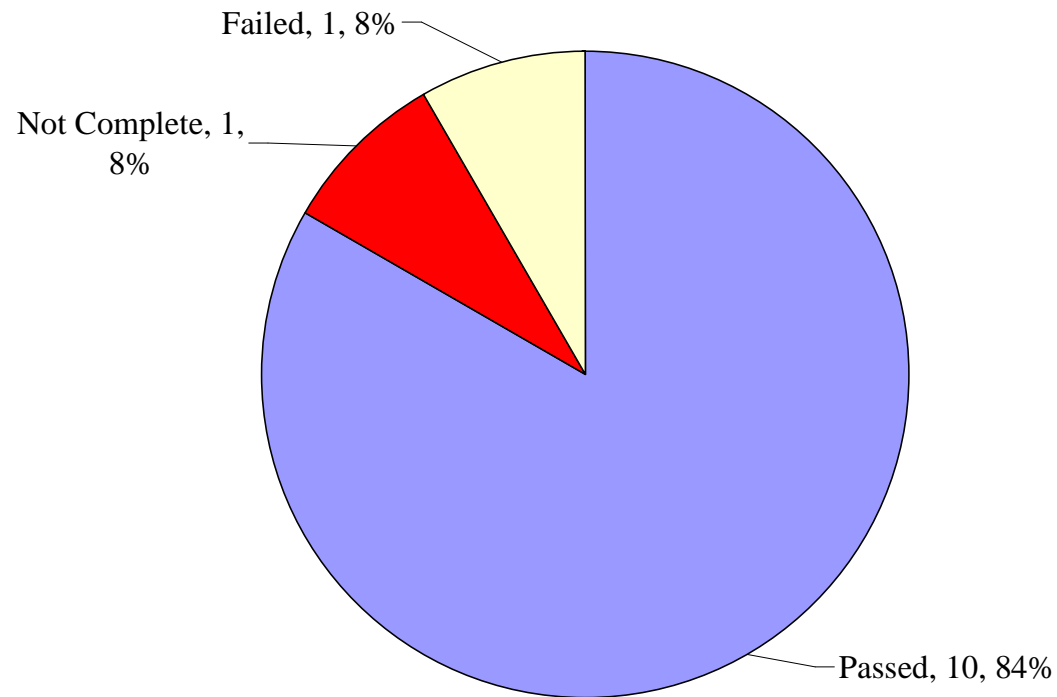
Soft Outcomes Gained

<b>Soft Outcome</b>	<b>No. of beneficiaries</b>	<b>Soft Outcome</b>	<b>No. of beneficiaries</b>
Advice On Disclosure	169	CV Written on Own	3
CV Assisted	69	Homeless Interview Secured	3
Progress To Work Programme	43	Other Motivational Programme	3
IAG Assistance	37	Progress To Work Interview	3
Work Experience In Custody	36	Temporary Accommodation	3
Fresh Start Interview	19	Debt Management	2
FE College Interview	7	Non-NVQs Gained While In Prison	2
Job Interview	6	Rent Arrears Addressed	2
Accessed Beneficiary Fund	5	Fresh Start Programme	1
NVQs Gained While In Prison	5	Job Club	1
Attended ECDL	4	<b>TOTAL</b>	<b>423</b>

- 423 Soft outcomes were gained by Channings Wood beneficiaries.
- 169 beneficiaries gained Advice on Disclosure.
- 37 beneficiaries received IAG assistance.
- Beneficiaries in Channings Wood attended 38 interviews – Further Education, Fresh Start, Homeless, Job and Progress to work interviews.

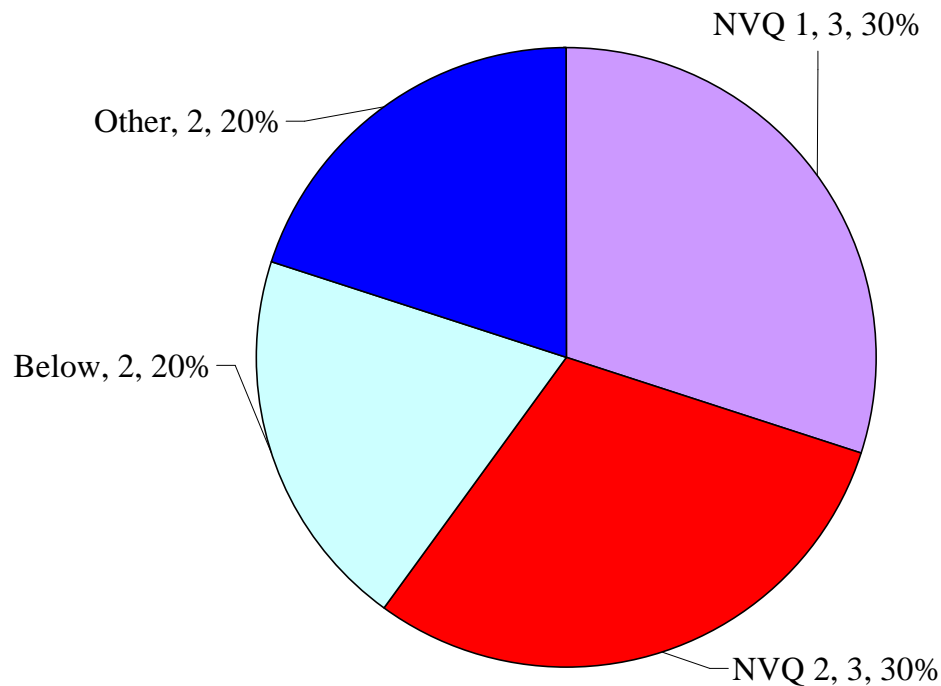


Exam Results



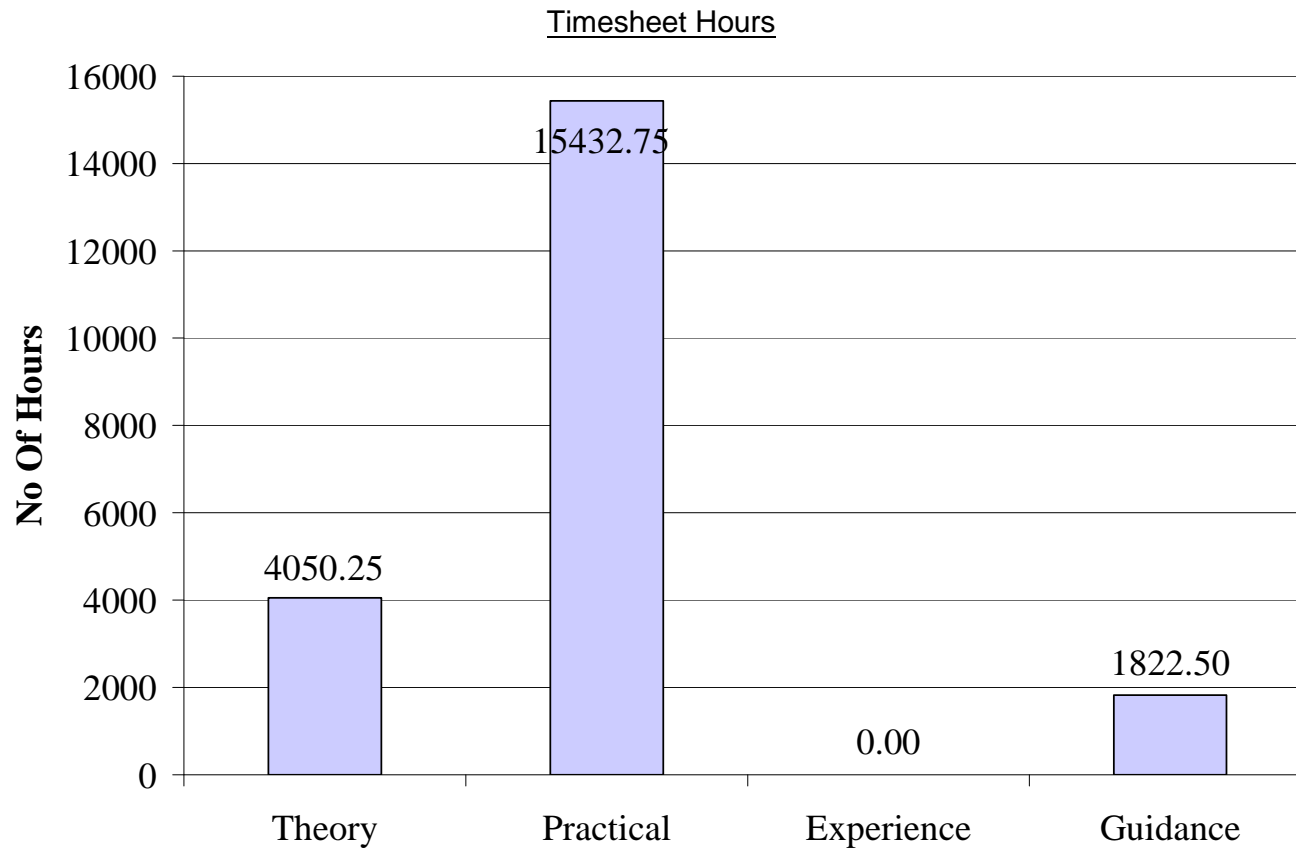
- 84% (10) of the exams taken were passed.
- Only one exam was failed.
- 1 exam was still to be completed upon project closure.

NVQ Equivalence for Passed Subjects



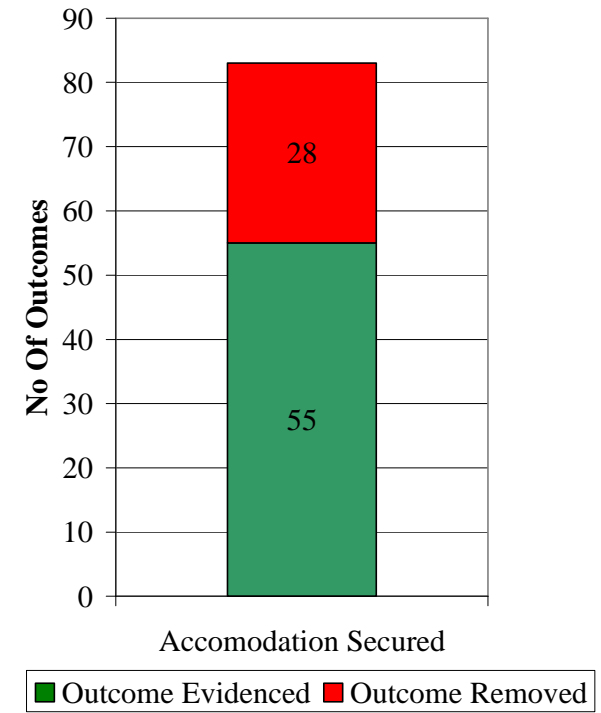
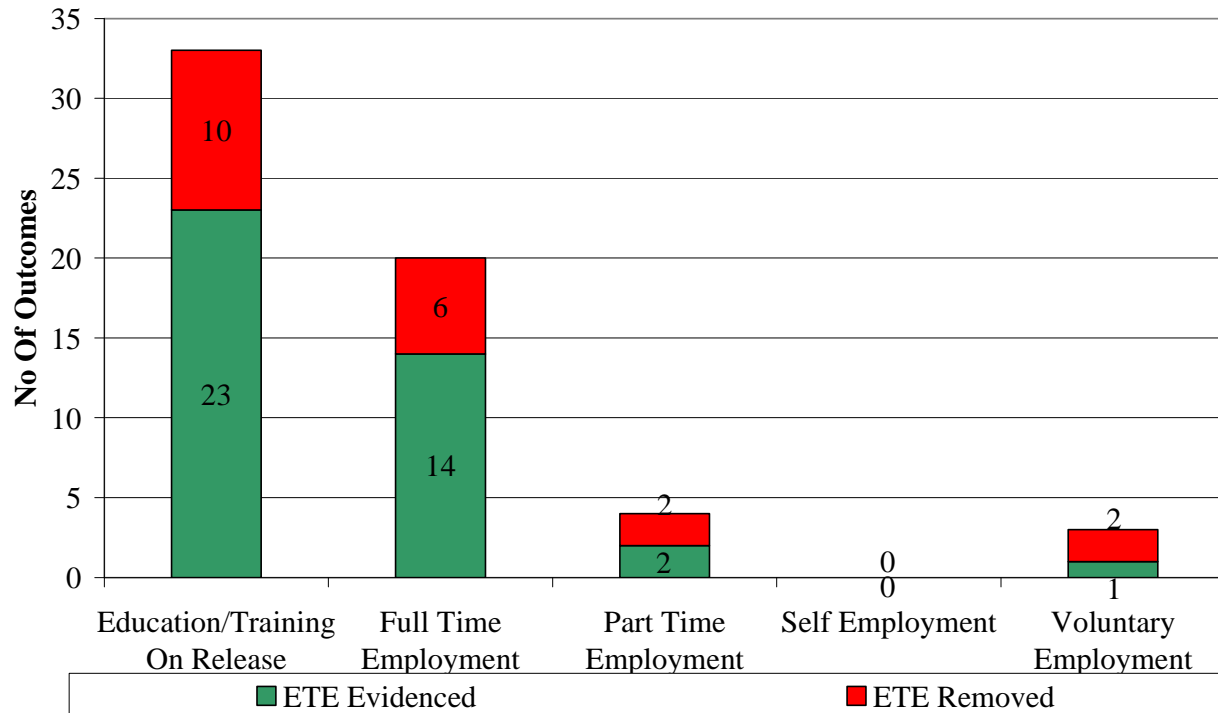
Subject	No. of beneficiaries
Counterbalance Lift Truck	2
Food Hygiene	2
Basic Food & Hygiene	1
CITB construction skills	1
ECDL	1
NVQ Level 2 Catering	1
Rough Terrain Telescopic Lift	1
Tractor Driving and Related Op	1
<b>TOTAL</b>	<b>10</b>

- 6 NVQ levels 1 and 2 have been gained by beneficiaries in Channings Wood.
- 2 Fork Lift Truck and 2 Food Hygiene courses have been passed by beneficiaries in Channings Wood.



- 21,306 hours were collected from PS Plus beneficiaries.
- 15,433 (72%) of the hours collected were for practical activities.

### Hard Outcomes



- 60 hard education, training and employment (ETE) outcomes have been recorded at Channings Wood with evidence for 40 of these outcomes (67% evidence for outcome rate).
- 83 hard accommodation outcomes have been recorded with evidence for 55 outcomes (66% evidence for outcome rate).